

GAZİ ÜNİVERSİTESİ

Gazi

**“EKONOMİ, EKONOMETRİ  
VE FİNANS”**

ile

**“İŞLETME, YÖNETİM VE MUHASEBE”**

1926

**Bilimsel Konu Başlıkları Altında  
Bilimsel Çıktılar, Performans Analizi**

ve

**İşbirliği Fırsatları**

**EĞİTİM VE İSTATİSTİK BİRİMİ**

20.05.2014

# **GENEL GÖRÜNÜM TÜRKİYE**

**(2009 - 2014)**

# “EKONOMİ, EKONOMETRİ VE FİNANS” ile “İŞLETME, YÖNETİM VE MUHASEBE”

## BİLİMSEL KONU BAŞLIKLARI BAZINDA; TÜRKİYE’DE YERLEŞİK TÜM KURUMLARIN

### TOPLAM YAYIN ÜRETİM GÖSTERGELERİ - YAYIN SAYISI VE DİSİPLİNLERE GÖRE YAYIN YÜZDELERİ

## Turkey

Source: Scopus data up to 19 Mar 2014

2009 to 2014

Economics, Econometrics and Finance

### Overall research performance

Export

Publications

1,998 ▲

Authors

1,975 ▲

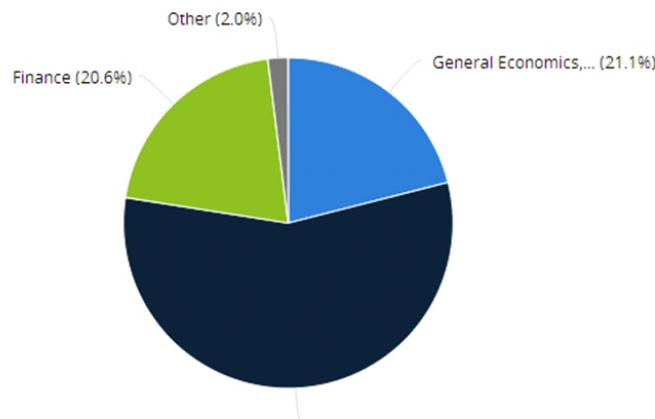
Citations

4,560

Field-Weighted Citation Impact

0.93

### Performance by Journal Category:



## Turkey

Source: Scopus data up to 19 Mar 2014

2009 to 2014

Business, Management and Accounting

### Overall research performance

Export

Publications

2,302 ▲

Authors

2,714 ▲

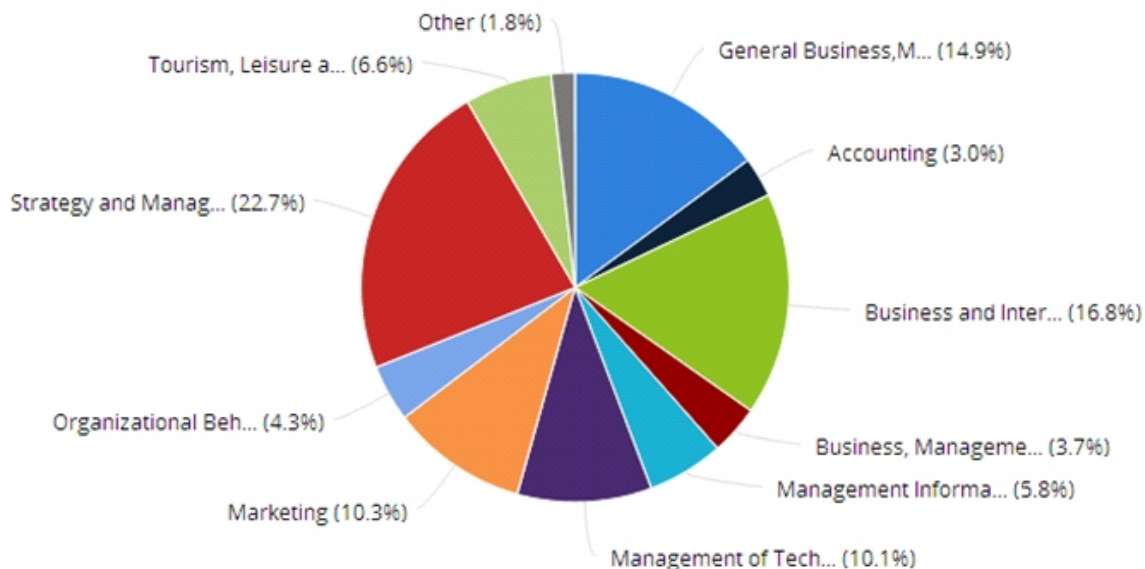
Citations

6,892

Field-Weighted Citation Impact

1.22

### Performance by Journal Category:



# “EKONOMİ, EKONOMETRİ VE FİNANS” ile “İŞLETME, YÖNETİM VE MUHASEBE”

## BİLİMSEL KONU BAŞLIKLARI ALTINDA;

## TÜRKİYE’DE YERLEŞİK KURUMLARIN YAYIN ÜRETİM SIRALAMASI (YAYIN SAYISI BAZINDA)

(2009-2014)

### Turkey

Source: Scopus data up to 19 Mar 2014

2009 to 2014

Economics, Econometrics and Finance

Institution	Publications	Citations	Authors
1. Bilkent University	118 ▲	421	79 ▲
2. Middle East Technical University	112 ▲	391	93 ▲
3. Koc University	106 ▲	525	70 ▲
4. Bogazici University	100 ▲	311	75 ▲
5. Eastern Mediterranean University	84 ▼	203	37 ▼
6. Sabanci Universitesi	82 ▼	223	58 ▼
7. Hacettepe University	79 ▼	151	61 ▼
8. Istanbul University	71 ▲	102	53 ▲
9. Marmara University	71 ▼	83	58 ▼
10. Yildiz Technical University	54 ▲	86	43 ▲
11. Istanbul Technical University	53 ▲	153	51 ▼
12. <b>Gazi University</b>	48 ▼	73	28 ▲
13. Izmir Ekonomi Universitesi	45 ▲	96	40 ▲
14. Ankara University	44 ▲	78	43 ▲
15. Dokuz Eylul University	43 ▼	79	35 ▲
16. Yeditepe Universitesi	42 ▲	66	31 ▲
17. TOBB University of Economics and Technology	32	94	20 ▲
18. Selcuk University	29 ▲	12	35 ▲
19. Akdeniz University	26 ▼	15	25 ▼
20. Dumlupinar Universitesi	26 ▲	42	24 ▲

### Turkey

Source: Scopus data up to 19 Mar 2014

2009 to 2014

Business, Management and Accounting

1. Middle East Technical University	162 ▼	542	157 ▼
2. Istanbul Technical University	149 ▲	402	152 ▲
3. Bilkent University	136 ▼	578	101 ▼
4. Bogazici University	114 ▲	448	103 ▲
5. Koc University	99 ▲	522	71 ▲
6. Sabanci Universitesi	90 ▲	390	66 ▲
7. Dokuz Eylul University	87 ▲	132	111 ▲
8. Marmara University	82 ▲	187	90 ▲
9. Eastern Mediterranean University	82 ▲	407	64 ▲
10. Ege University	66 ▼	98	90 ▼
11. Hacettepe University	66	313	66 ▼
12. <b>Gazi University</b>	54 ▲	160	48
13. Izmir Ekonomi Universitesi	49 ▲	124	42 ▲
14. Istanbul University	48 ▲	143	60 ▲
15. Akdeniz University	47 ▲	171	44 ▲
16. Baskent University	47	139	32 ▼
17. Uludag University	47 ▲	61	61 ▲
18. Yildiz Technical University	45 ▲	108	51 ▲
19. Selcuk University	44 ▲	181	50 ▲
20. Mugla Universitesi	41 ▲	84	28 ▲

**“EKONOMİ, EKONOMETRİ VE FİNANS” ile “İŞLETME, YÖNETİM VE MUHASEBE”  
BİLİMSEL KONU BAŞLIKLARI ALTINDA;  
TÜRKİYE’DE YERLEŞİK KURUMLARIN ALDIKLARI ATIF SAYILARINA GÖRE SIRALAMASI  
(2009-2014)**

**EKONOMİ, EKONOMETRİ VE FİNANS**

Institution	Publications	Citations	Authors
1. Koc University	106 ▲	525	70 ▲
2. Bilkent University	118 ▲	421	79 ▲
3. Middle East Technical University	112 ▲	391	93 ▲
4. Bogazici University	100 ▲	311	75 ▲
5. Sabanci Universitesi	82 ▼	223	58 ▼
6. Eastern Mediterranean University	84 ▼	203	37 ▼
7. Istanbul Technical University	53 ▲	153	51 ▼
8. Abant İzzet Baysal University	17 ▼	152	14 ▼
9. Hacettepe University	79 ▼	151	61 ▼
10. Cankaya Universitesi	24 ▲	128	19 ▲
11. Istanbul University	71 ▲	102	53 ▲
12. Izmir Ekonomi Universitesi	45 ▲	96	40 ▲
13. Gebze Institute of Technology	13 ▲	95	19 ▲
14. TOBB University of Economics and Technology	32	94	20 ▲
15. Yildiz Technical University	54 ▲	86	43 ▲
16. Marmara University	71 ▼	83	58 ▼
17. Dokuz Eylul University	43 ▼	79	35 ▲
18. Ankara University	44 ▲	78	43 ▲
19. <b>Gazi University</b>	48 ▼	73	28 ▲
20. Yeditepe Universitesi	42 ▲	66	31 ▲

**İŞLETME, YÖNETİM VE MUHASEBE**

Institution	Publications	Citations	Authors
1. Middle East Technical University	162 ▼	542	157 ▼
2. Istanbul Technical University	149 ▲	402	152 ▲
3. Bilkent University	136 ▼	578	101 ▼
4. Bogazici University	114 ▲	448	103 ▲
5. Koc University	99 ▲	522	71 ▲
6. Sabanci Universitesi	90 ▲	390	66 ▲
7. Dokuz Eylul University	87 ▲	132	111 ▲
8. Marmara University	82 ▲	187	90 ▲
9. Eastern Mediterranean University	82 ▲	407	64 ▲
10. Ege University	66 ▼	98	90 ▼
11. Hacettepe University	66	313	66 ▼
12. <b>Gazi University</b>	54 ▲	160	48
13. Izmir Ekonomi Universitesi	49 ▲	124	42 ▲
14. Istanbul University	48 ▲	143	60 ▲
15. Akdeniz University	47 ▲	171	44 ▲
16. Baskent University	47	139	32 ▼
17. Uludag University	47 ▲	61	61 ▲
18. Yildiz Technical University	45 ▲	108	51 ▲
19. Selcuk University	44 ▲	181	50 ▲
20. Mugla Universitesi	41 ▲	84	28 ▲

**GENEL GÖRÜNÜM  
GAZİ ÜNİVERSİTESİ  
(2009 - 2014)**

**“EKONOMİ, EKONOMETRİ VE FİNANS” ile “İŞLETME, YÖNETİM VE MUHASEBE”  
BİLİMSEL KONU BAŞLIKLARI BAZINDA;  
GAZİ ÜNİVERSİTESİNİN TOPLAM YAYIN ÜRETİM GÖSTERGELERİ -  
YAYIN SAYISI VE DİSİPLİNLERE GÖRE YAYIN YÜZDELERİ  
(2009-2014)**

**Gazi University**

Turkey | Scopus affiliation ID: 60013849, 60021416

Source: Scopus data up to 19 Mar 2014

2009 to 2014

Economics, Econometrics and Finance

**Overall research performance**

Export

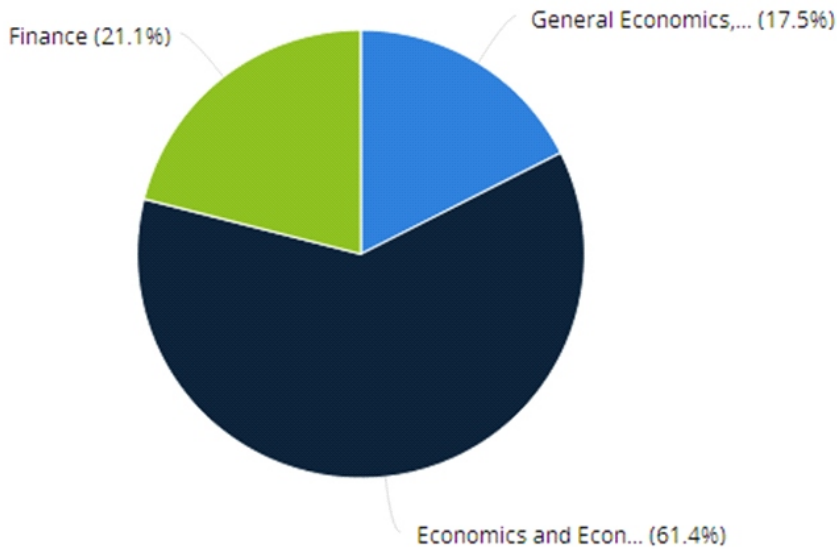
Publications  
**48**

Authors  
**28**

Citations  
**73**

Field-Weighted Citation Impact  
**0.66**

**Performance by Journal Category:**



Source: Scopus data up to 19 Mar 2014

2009 to 2014

Business, Management and Accounting

**Overall research performance**

Export

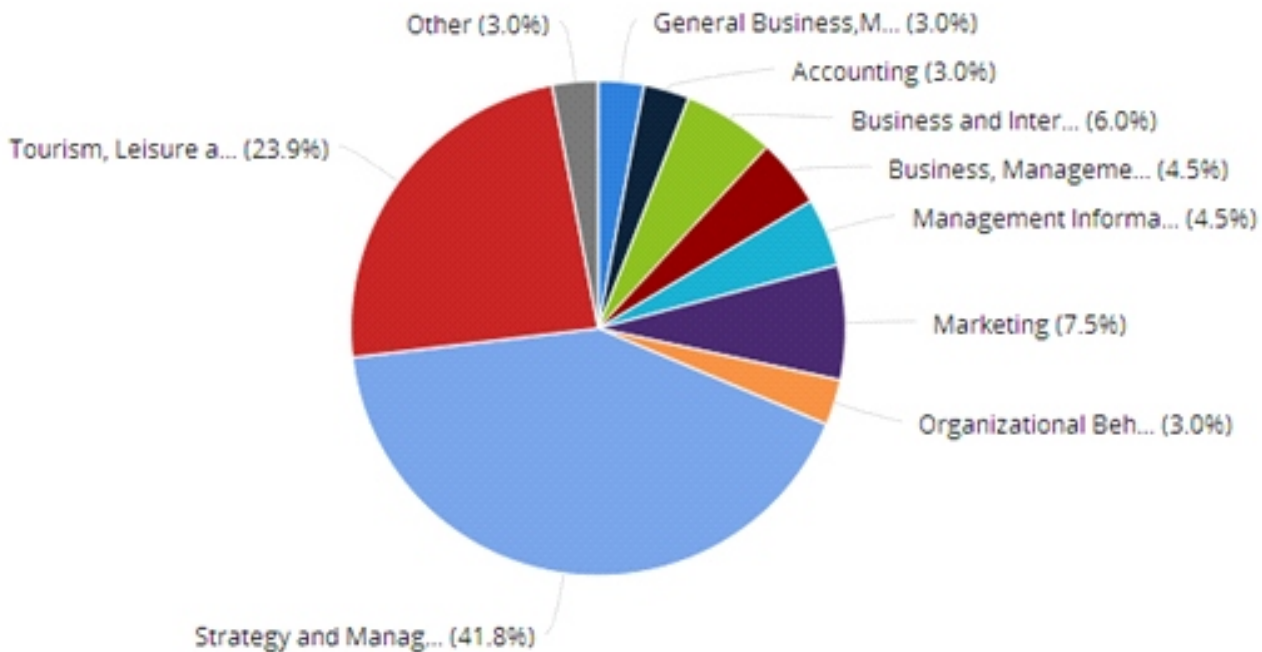
Publications  
**54**

Authors  
**48**

Citations  
**160**

Field-Weighted Citation Impact  
**1.50**

**Performance by Journal Category:**



# **“EKONOMİ, EKONOMETRİ VE FİNANS” BİLİMSEL KONU BAŞLIĞI BAZINDA; GAZİ ÜNİVERSİTESİNDE EN FAZLA YAYIN YAPAN İLK 5 BİLİM İNSANI (2009-2014)**

## Top authors

[Export ▼](#)

Top 5 authors, by number of publications at Gazi University over the period 2009 to 2014.

Note that some authors may no longer be affiliated with Gazi University.

Name	Publications ▼	Most recent publication	Citations ▼	h-index
1. Ozdemir, Z.A.	13 ▼	2013	33	5
2. Yildirim, J.	5 ▼	2011	7	5
3. Togay, S.	4	2013	5	2
4. Yalcin, Y.	4	2012	7	2
5. Acikgoz, S.	3	2012	0	0

# **“İŞLETME, YÖNETİM VE MUHASEBE” BİLİMSEL KONU BAŞLIĞI BAZINDA; GAZİ ÜNİVERSİTESİNDE EN FAZLA YAYIN YAPAN İLK 5 BİLİM İNSANI (2009-2014)**

## Top authors

[Export ▼](#)

Top 5 authors, by number of publications at Gazi University over the period 2009 to 2014.

Note that some authors may no longer be affiliated with Gazi University.

Name	Publications ▼	Most recent publication	Citations ▼	h-index
1. Gökçen, H.	6	2014	40	12
2. Kara, D.	6	2013	10	2
3. Güngör, Z.	4	2013	10	13
4. Baykoç, O.F.	3	2013	8	6
5. Ozdemir, Z.A.	3 ▼	2011	6	5



# **“EKONOMİ, EKONOMETRİ VE FİNANS” BİLİMSEL KONU BAŞLIĞI BAZINDA; GAZİ ÜNİVERSİTESİNDE EN FAZLA ATIF ALAN İLK 5 MAKALE (2009-2014)**

## Most cited publications

Publication	Citations
Balcilar, M. et al. Economic growth and energy consumption causal nexus viewed through a bootstrap rolling window. (2010) <i>Energy Economics</i> , 32 (6), pp. 1398-1410. <a href="#">View in Scopus</a>	11
Arslanturk, Y. et al. Time-varying linkages between tourism receipts and economic growth in a small open economy. (2011) <i>Economic Modelling</i> , 28 (1-2), pp. 664-671. <a href="#">View in Scopus</a>	9
Berument, M.H. et al. The impact of oil price shocks on the economic growth of selected MENA <sup>1</sup> countries. (2010) <i>Energy Journal</i> , 31 (1), pp. 149-176. <a href="#">View in Scopus</a>	7
Berument, H. et al. The effect of inflation uncertainty on inflation: Stochastic volatility in mean model within a dynamic framework. (2009) <i>Economic Modelling</i> , 26 (6), pp. 1201-1207. <a href="#">View in Scopus</a>	5
Çetinkaya, M. & Erdoğan, S. Var analysis of the relation between GDP, import and export: Turkey case. (2010) <i>International Research Journal of Finance and Economics</i> , 55 (), pp. 135-145. <a href="#">View in Scopus</a>	3

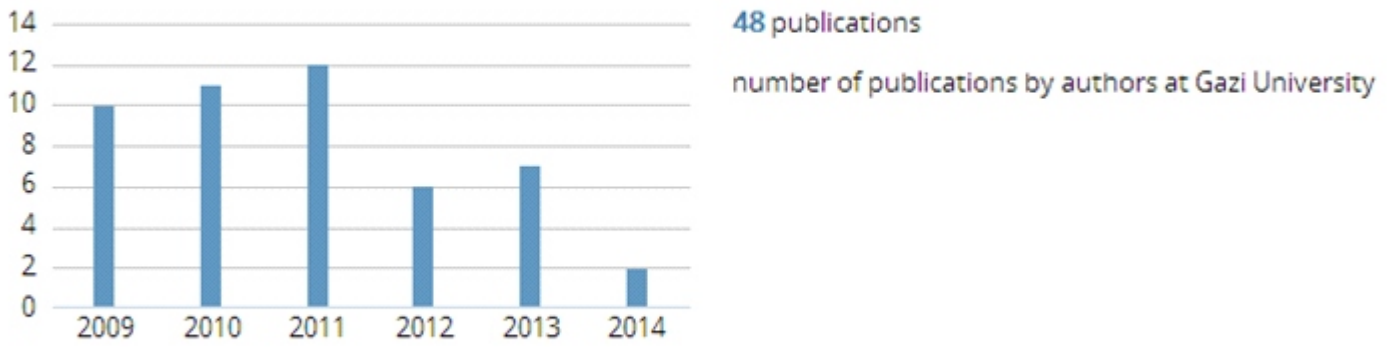
# **“İŞLETME, YÖNETİM VE MUHASEBE” BİLİMSEL KONU BAŞLIĞI BAZINDA; GAZİ ÜNİVERSİTESİNDE EN FAZLA ATIF ALAN İLK 5 MAKALE (2009-2014)**

## Most cited publications

Publication	Citations
Ozcan, U. & Toklu, B. Balancing two-sided assembly lines with sequence-dependent setup times. (2010) <i>International Journal of Production Research</i> , 48 (18), pp. 5363-5383. <a href="#">View in Scopus</a>	16
Ozcan, U. et al. Balancing parallel two-sided assembly lines. (2010) <i>International Journal of Production Research</i> , 48 (16), pp. 4767-4784. <a href="#">View in Scopus</a>	13
Urban regeneration and increased competitive power: Ankara in an era of globalization. (2009) <i>Cities</i> , 26 (1), pp. 27-37. <a href="#">View in Scopus</a>	13
Kara, Y. et al. Balancing parallel assembly lines with precise and fuzzy goals. (2010) <i>International Journal of Production Research</i> , 48 (6), pp. 1685-1703. <a href="#">View in Scopus</a>	12
Ozcan, U. et al. A genetic algorithm for the stochastic mixed-model U-line balancing and sequencing problem. (2011) <i>International Journal of Production Research</i> , 49 (6), pp. 1605-1626. <a href="#">View in Scopus</a>	11

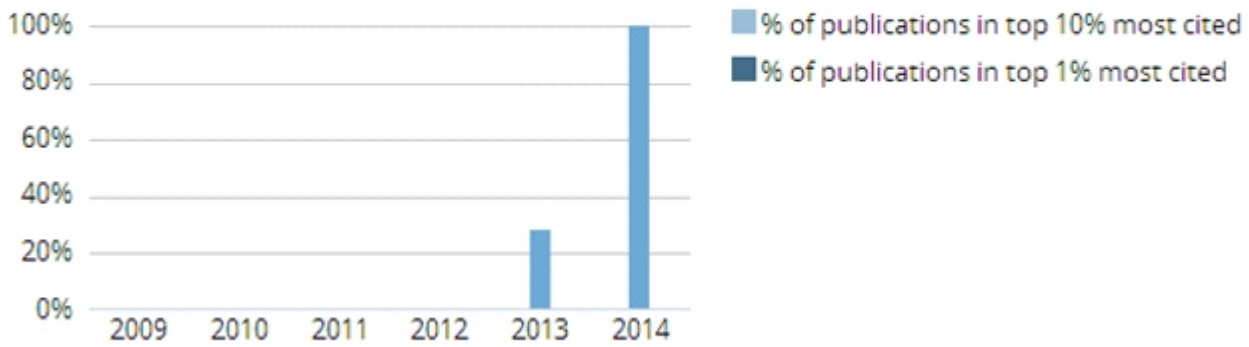
# **“EKONOMİ, EKONOMETRİ VE FİNANS” BİLİMSEL KONU BAŞLIĞI BAZINDA; GAZİ ÜNİVERSİTESİNİN TOPLAM YAYIN ÜRETİM GÖSTERGELERİ - YAYIN SAYISI (2009-2014)**

## Scholarly Output



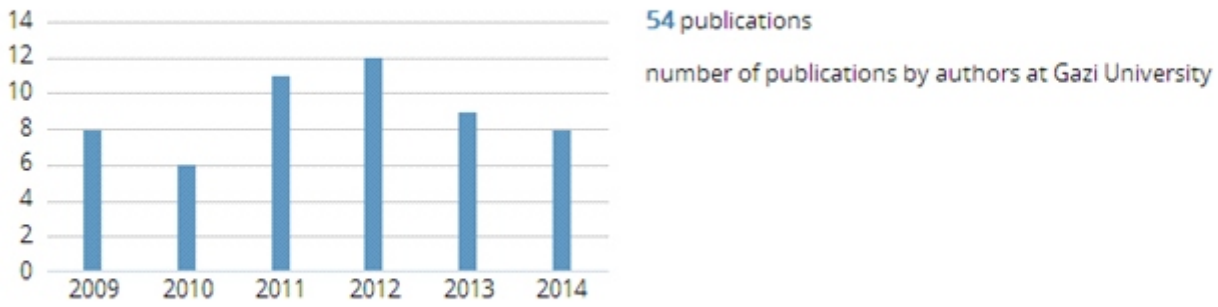
## Outputs in Top Percentiles

Share of publications at Gazi University that are within the top 1% and 10% most cited publications worldwide



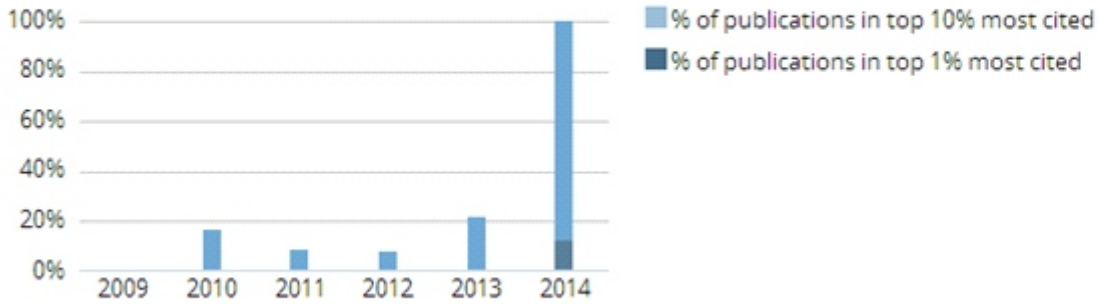
# **“İŞLETME, YÖNETİM VE MUHASEBE” BİLİMSEL KONU BAŞLIĞI BAZINDA; GAZİ ÜNİVERSİTESİNİN TOPLAM YAYIN ÜRETİM GÖSTERGELERİ - YAYIN SAYISI (2009-2014)**

## Scholarly Output

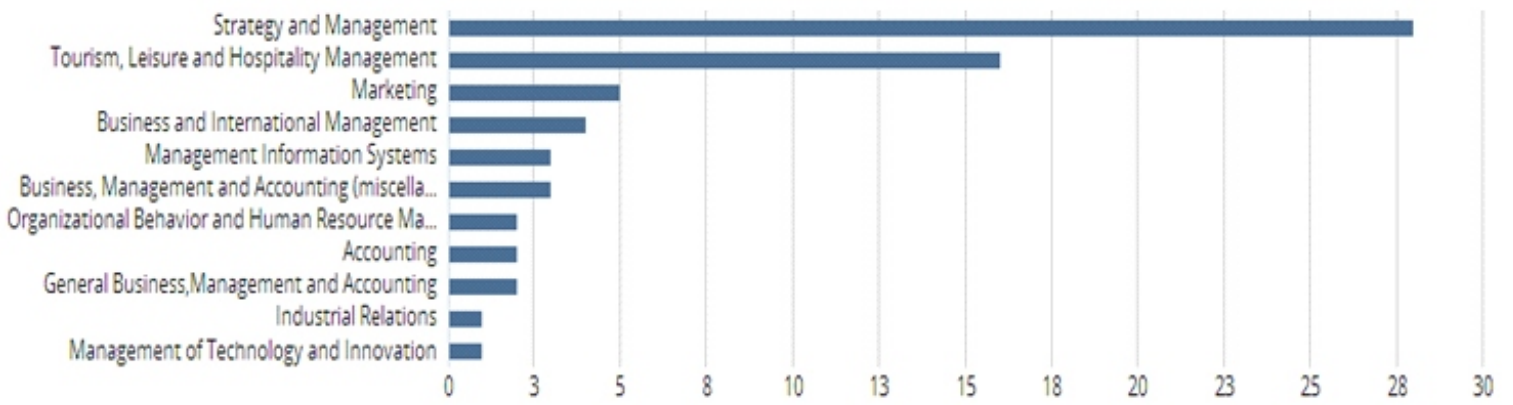
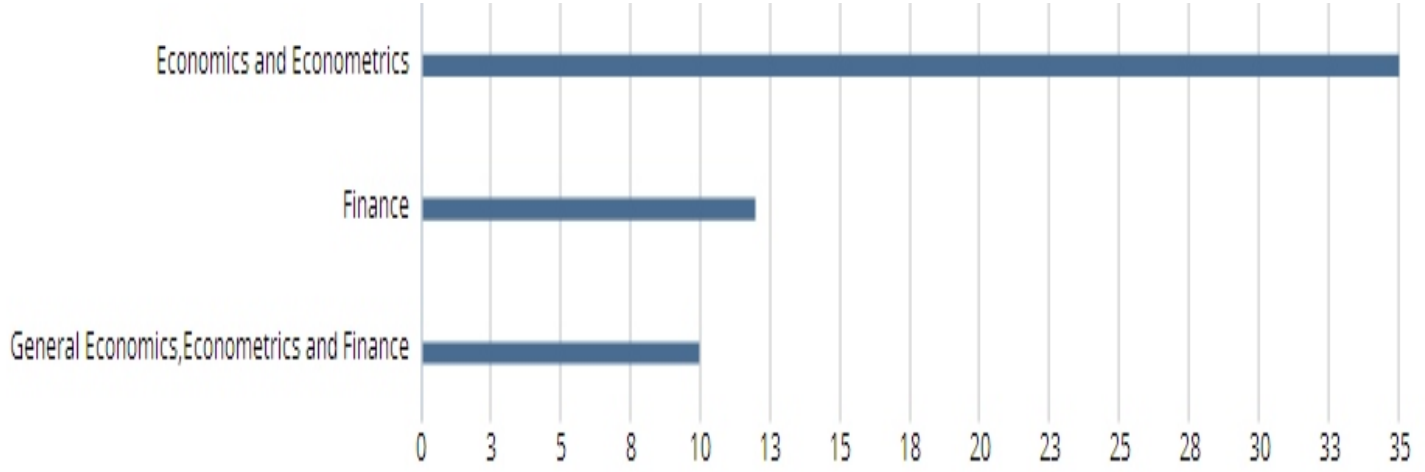


## Outputs in Top Percentiles

Share of publications at Gazi University that are within the top 1% and 10% most cited publications worldwide



**“EKONOMİ, EKONOMETRİ VE FİNANS” ile “İŞLETME, YÖNETİM VE MUHASEBE”**  
**BİLİMSEL KONU BAŞLIKLARI BAZINDA;**  
**GAZİ ÜNİVERSİTESİNİN TOPLAM YAYIN ÜRETİM GÖSTERGELERİ -**  
**ALT DİSİPLİN BAZINDA**  
**(2009-2014)**



**“EKONOMİ, EKONOMETRİ VE FİNANS” BİLİMSEL KONU BAŞLIĞI BAZINDA;  
GAZİ ÜNİVERSİTESİNİN TOPLAM YAYIN ÜRETİM GÖSTERGELERİ -  
EN FAZLA YAYIN YAPILAN İLK 10 BİLİMSEL DERGİ  
(2009-2014)**

Publications at Gazi University, by journal

Export ▾


Journal	Publications	Citations	Authors	SNIP ▾
Economic Modelling	7	20	8 ▼	0.900
International Research Journal of Finance and Economics	4 ▼	6	5 ▼	0.409
Empirical Economics	3	2	4	1.125
Journal of Applied Economics	3	0	4	0.125
Research in International Business and Finance	2 ▼	5	2 ▼	0.956
Defence and Peace Economics	2 ▼	2	1 ▼	0.507
Applied Economics Letters	2 ▼	0	2 ▼	0.473
Bulletin of Economic Research	2	0	2	0.513
Tijdschrift Voor Economische en Sociale Geografie	1 ▲	1	1 ▲	0.615
Insurance: Mathematics and Economics	1	3	1	1.583

**“İŞLETME, YÖNETİM VE MUHASEBE” BİLİMSEL KONU BAŞLIĞI BAZINDA;  
GAZİ ÜNİVERSİTESİNİN TOPLAM YAYIN ÜRETİM GÖSTERGELERİ -  
EN FAZLA YAYIN YAPILAN İLK 10 BİLİMSEL DERGİ  
(2009-2014)**

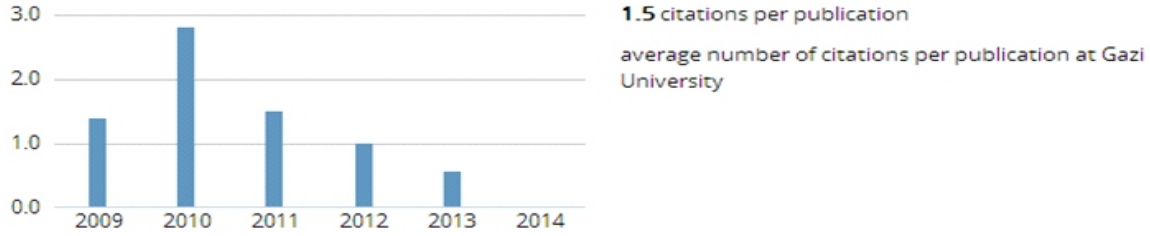
Journal	Publications	Citations	Authors	SNIP ▾
International Journal of Production Research	16 ▲	86	11	1.281
Cities	3 ▼	14	4 ▼	1.121
International Journal of Hospitality Management	3	12	4	1.795
Research in International Business and Finance	2 ▼	5	2 ▼	0.956
Journal of the Operational Research Society	2 ▲	4	2 ▲	1.128
International Journal of Contemporary Hospitality Management	2 ▲	9	3 ▲	1.075
Asia Pacific Journal of Tourism Research	1	0	3	0.527
Journal of Career Development	1	0	1	0.902
Journal of Construction Engineering and Management - ASCE	1 ▼	1	1 ▼	1.939
Tourism	1	0	1	0.144

## **“EKONOMİ, EKONOMETRİ VE FİNANS” BİLİMSEL KONU BAŞLIĞI BAZINDA;** **GAZİ ÜNİVERSİTESİNİN TOPLAM YAYIN ÜRETİM GÖSTERGELERİ -** **ALINAN ATIF SAYISI VE MAKALE BAŞINA ORTALAMA ATIF SAYISI** **(2009-2014)**

### Citation Count

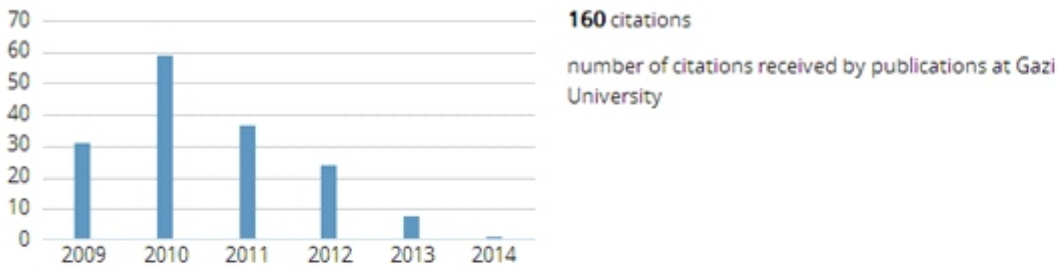


### Citations per Publication

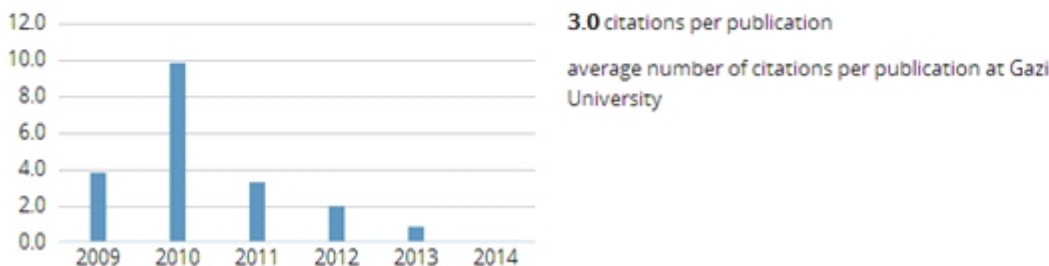


## **“İŞLETME, YÖNETİM VE MUHASEBE” BİLİMSEL KONU BAŞLIĞI BAZINDA;** **GAZİ ÜNİVERSİTESİNİN TOPLAM YAYIN ÜRETİM GÖSTERGELERİ -** **ALINAN ATIF SAYISI VE MAKALE BAŞINA ORTALAMA ATIF SAYISI** **(2009-2014)**

### Citation Count

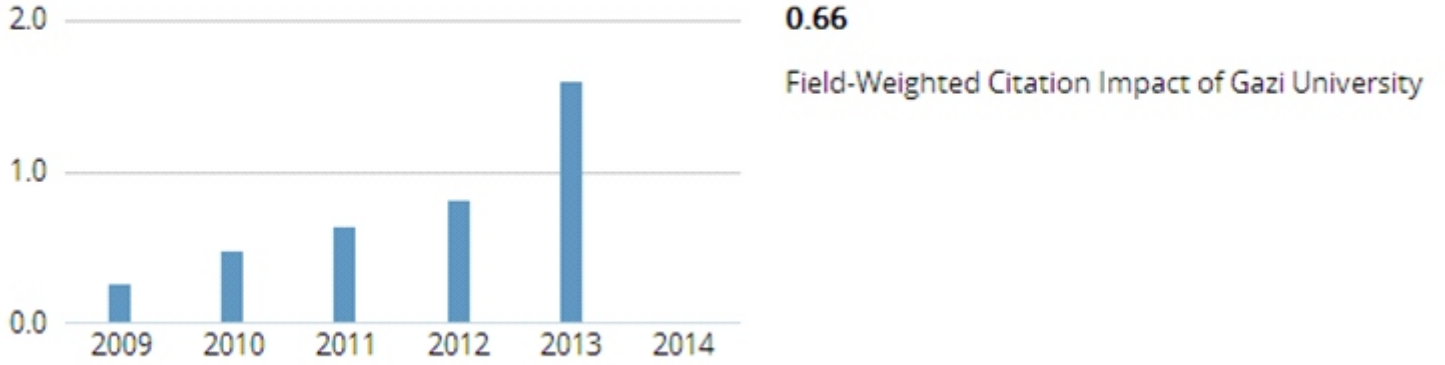


### Citations per Publication



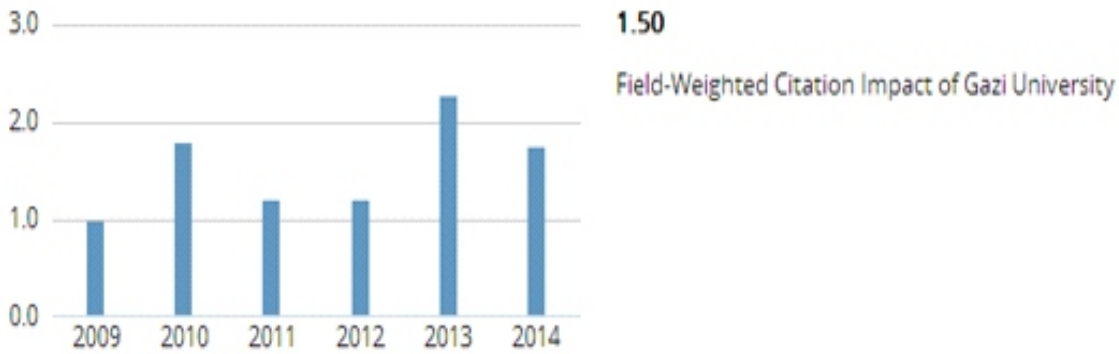
**“EKONOMİ, EKONOMETRİ VE FİNANS” BİLİMSEL KONU BAŞLIĞI BAZINDA;  
GAZİ ÜNİVERSİTESİNİN TOPLAM YAYIN ÜRETİM GÖSTERGELERİ -  
ALAN AĞIRLIKLIL ATIF ETKİSİ  
(2009-2014)**

Field-Weighted Citation Impact 



**“İŞLETME, YÖNETİM VE MUHASEBE” BİLİMSEL KONU BAŞLIĞI BAZINDA;  
GAZİ ÜNİVERSİTESİNİN TOPLAM YAYIN ÜRETİM GÖSTERGELERİ -  
ALAN AĞIRLIKLIL ATIF ETKİSİ  
(2009-2014)**

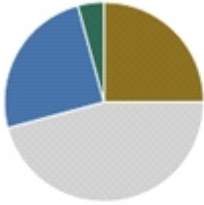
Field-Weighted Citation Impact 



# **“EKONOMİ, EKONOMETRİ VE FİNANS” BİLİMSEL KONU BAŞLIĞI BAZINDA;** **GAZİ ÜNİVERSİTESİNİN ORTAK YAZARLI MAKALELERİNİN** **TÜRLERİNE GÖRE TOPLAM ÜRETİM İÇİNDEKİ PAYI** **(2009-2014)**


## Collaboration

Publication output of Gazi University, by amount of international, national, and institutional co-authorship



25.0%	<b>International collaboration</b>	12 publications (25.0%) were co-authored with Institutions in other countries Citations per Publication: 1.3
45.8%	<b>National collaboration</b>	22 publications (45.8%) were co-authored with other Institutions in Turkey, but not with Institutions in other countries Citations per Publication: 2.1
25.0%	<b>Institutional collaboration</b>	12 publications (25.0%) were co-authored with others at Gazi University, but not with other Institutions Citations per Publication: 0.6
4.2%	<b>Single authorship</b>	2 publications (4.2%) were not co-authored but had a single author Citations per Publication: 1.5

## Academic-Corporate Collaboration



0.0%	<b>Academic-corporate collaboration</b>	0 publications (0.0%) had one or more authors with both academic and corporate affiliation Citations per Publication: 0.0
100.0%	<b>No academic-corporate collaboration</b>	48 publications (100.0%) did not have authors with both academic and corporate affiliation Citations per Publication: 1.5



# **“İŞLETME, YÖNETİM VE MUHASEBE” BİLİMSEL KONU BAŞLIĞI BAZINDA;** **GAZİ ÜNİVERSİTESİNİN ORTAK YAZARLI MAKALELERİNİN** **TÜRLERİNE GÖRE TOPLAM ÜRETİM İÇİNDEKİ PAYI** **(2009-2014)**


## Collaboration

Publication output of Gazi University, by amount of international, national, and institutional co-authorship



14.8%	<b>International collaboration</b>	8 publications (14.8%) were co-authored with Institutions in other countries Citations per Publication: 3.0
51.8%	<b>National collaboration</b>	28 publications (51.8%) were co-authored with other Institutions in Turkey, but not with Institutions in other countries Citations per Publication: 3.8
20.4%	<b>Institutional collaboration</b>	11 publications (20.4%) were co-authored with others at Gazi University, but not with other Institutions Citations per Publication: 1.1
13.0%	<b>Single authorship</b>	7 publications (13.0%) were not co-authored but had a single author Citations per Publication: 2.4

## Academic-Corporate Collaboration



0.0%	<b>Academic-corporate collaboration</b>	0 publications (0.0%) had one or more authors with both academic and corporate affiliation Citations per Publication: 0.0
100.0%	<b>No academic-corporate collaboration</b>	54 publications (100.0%) did not have authors with both academic and corporate affiliation Citations per Publication: 3.0

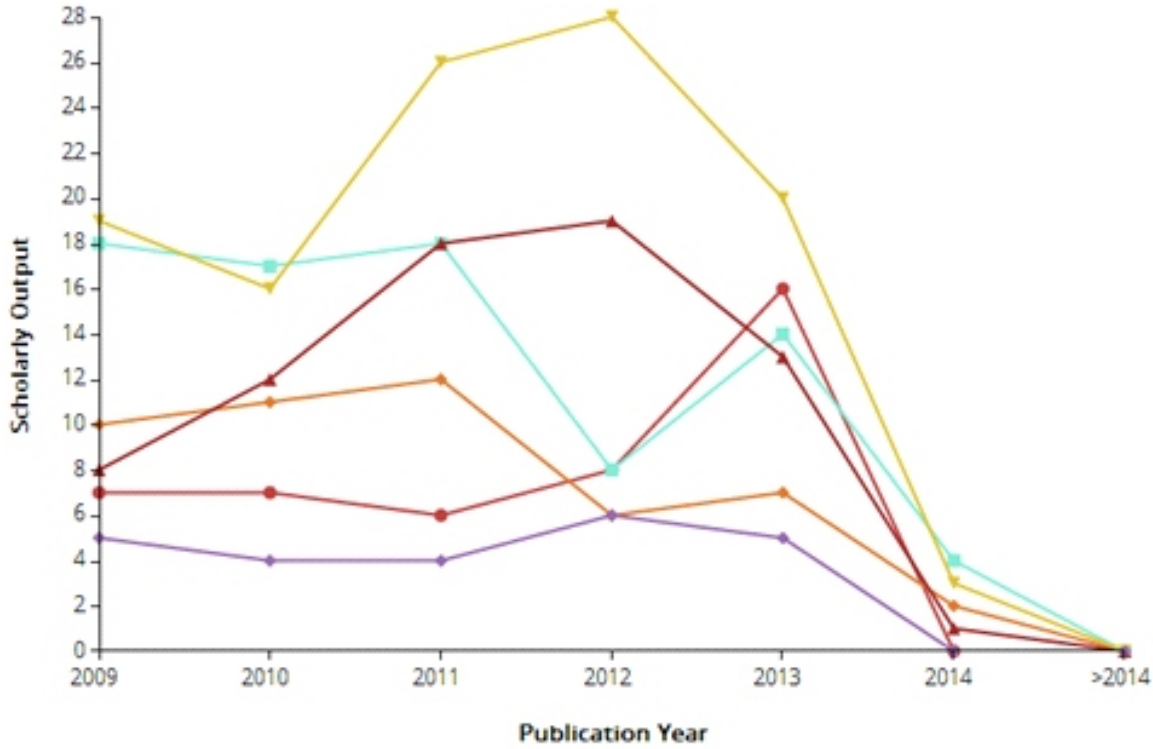
**GAZİ ÜNİVERSİTESİNİN**  
**“EKONOMİ, EKONOMETRİ VE FİNANS”**  
**İLE**  
**“İŞLETME, YÖNETİM VE MUHASEBE”**  
**BİLİMSEL KONU BAŞLIKLARI ALTINDA,**  
**YAYIN PERFORMANSININ**  
**SEÇİLMİŞ DİĞER KURUMLAR - ÜLKE GRUPLARI İLE**  
**KARŞILAŞTIRILMASI**

# GAZİ ÜNİVERSİTESİNİN “**EKONOMİ, EKONOMETRİ VE FİNANS**” BİLİMSEL KONU BAŞLIĞI BAZINDA YAYIN PERFORMANSININ SEÇİLEN ÜNİVERSİTELER İLE KARŞILAŞTIRILMASI (2009-2014)

Entity ▲	Scholarly Output							Overall
	2009	2010	2011	2012	2013	2014	>2014	
■ Ankara University	7	7	6	8	16	0	0	44
■ Ege University	5	4	4	6	5	0	0	24
■ Gazi University	10	11	12	6	7	2	0	48
■ Hacettepe University	18	17	18	8	14	4	0	79
■ Istanbul University	8	12	18	19	13	1	0	71
■ Middle East Technical University	19	16	26	28	20	3	0	112

Scholarly Output ⚙

Publication Year



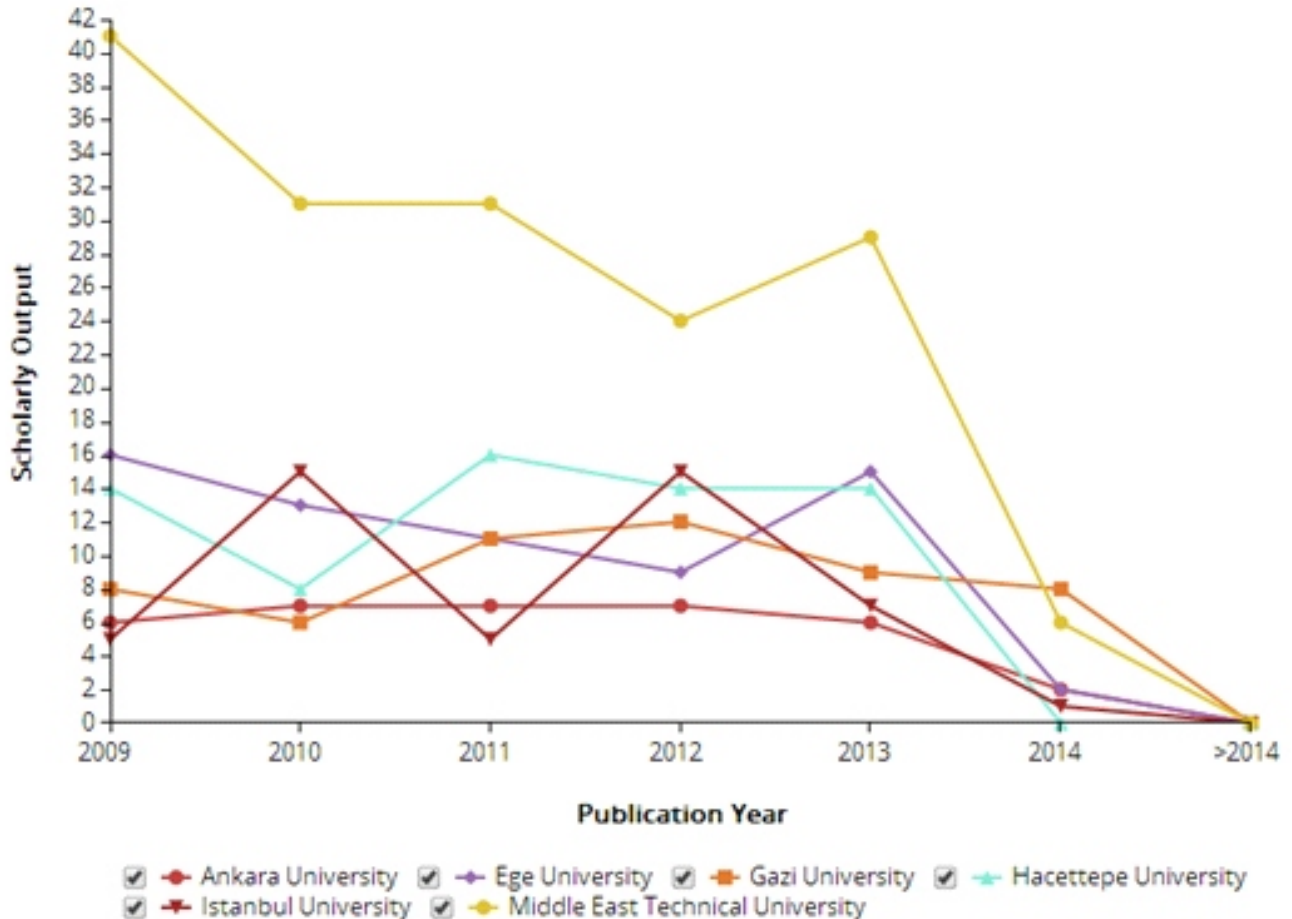
■ Ankara University ■ Gazi University ■ Hacettepe University ■ Istanbul University  
■ Middle East Technical University ■ Ege University

# GAZİ ÜNİVERSİTESİNİN “İŞLETME, YÖNETİM VE MUHASEBE” BİLİMSEL KONU BAŞLIĞI BAZINDA YAYIN PERFORMANSININ SEÇİLEN ÜNİVERSİTELER İLE KARŞILAŞTIRILMASI (2009-2014)

Entity ▲	Scholarly Output							Overall
	2009	2010	2011	2012	2013	2014	>2014	
Ankara University	6	7	7	7	6	2	0	35
Ege University	16	13	11	9	15	2	0	66
Gazi University	8	6	11	12	9	8	0	54
Hacettepe University	14	8	16	14	14	0	0	66
Istanbul University	5	15	5	15	7	1	0	48
Middle East Technical University	41	31	31	24	29	6	0	162

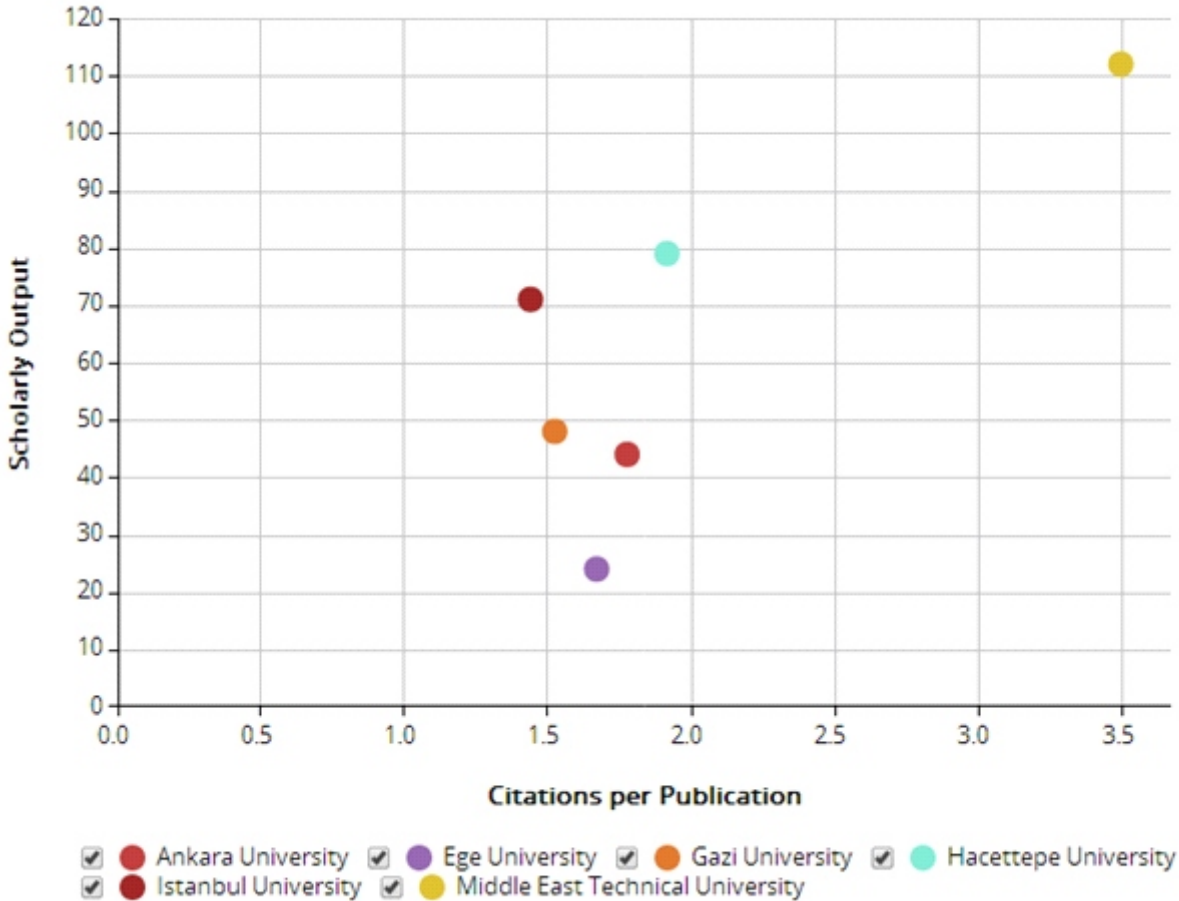
Scholarly Output ⚙️

Publication Year



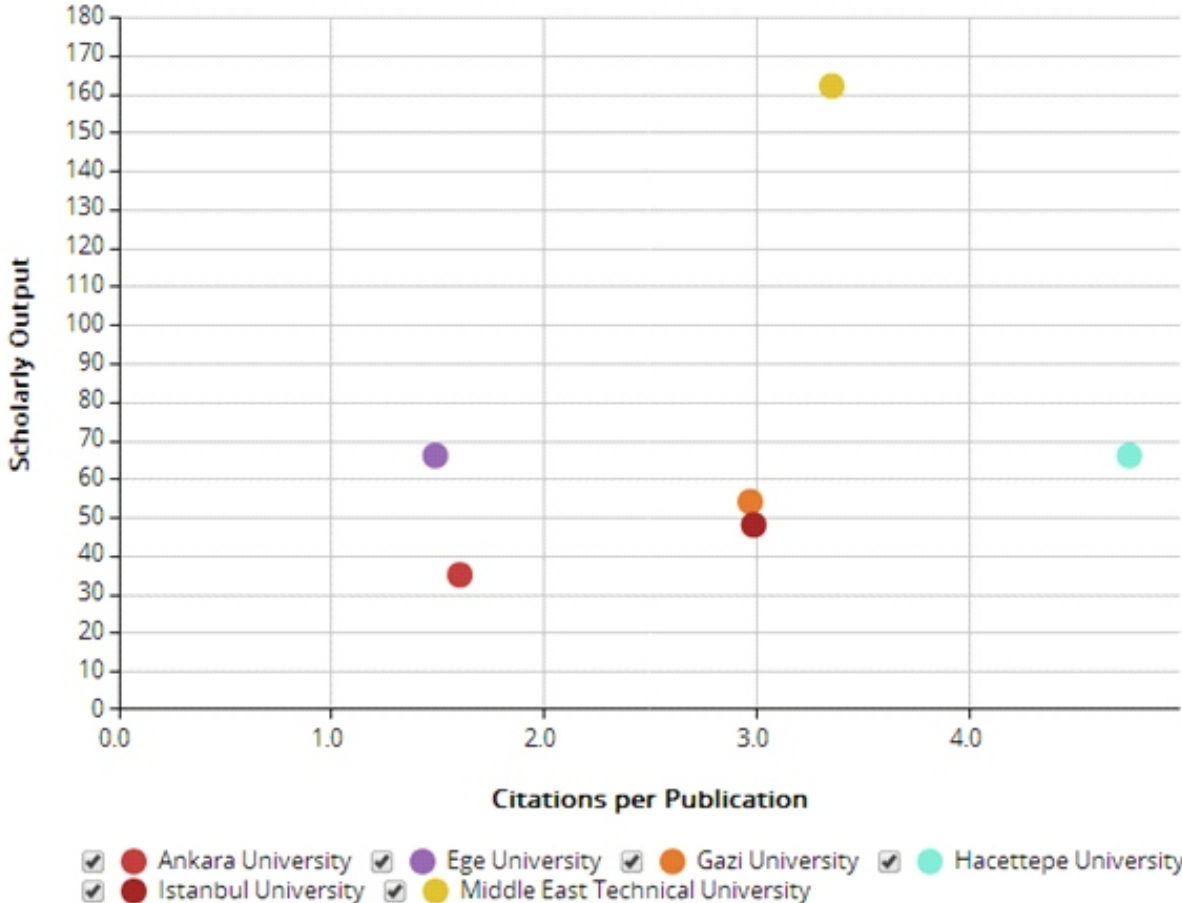
GAZİ ÜNİVERSİTESİNİN “**EKONOMİ, EKONOMETRİ VE FİNANS**”  
BİLİMSEL KONU BAŞLIĞI BAZINDA YAYIN PERFORMANSININ  
SEÇİLEN ÜNİVERSİTELER İLE KARŞILAŞTIRILMASI  
(Yayın Sayısı-Makale Başına Ortalama Atıf)  
(2009-2014)

Entity ▲	Scholarly Output	Citations per Publication
■ Ankara University	44	1.8
■ Ege University	24	1.7
■ Gazi University	48	1.5
■ Hacettepe University	79	1.9
■ Istanbul University	71	1.4
■ Middle East Technical University	112	3.5



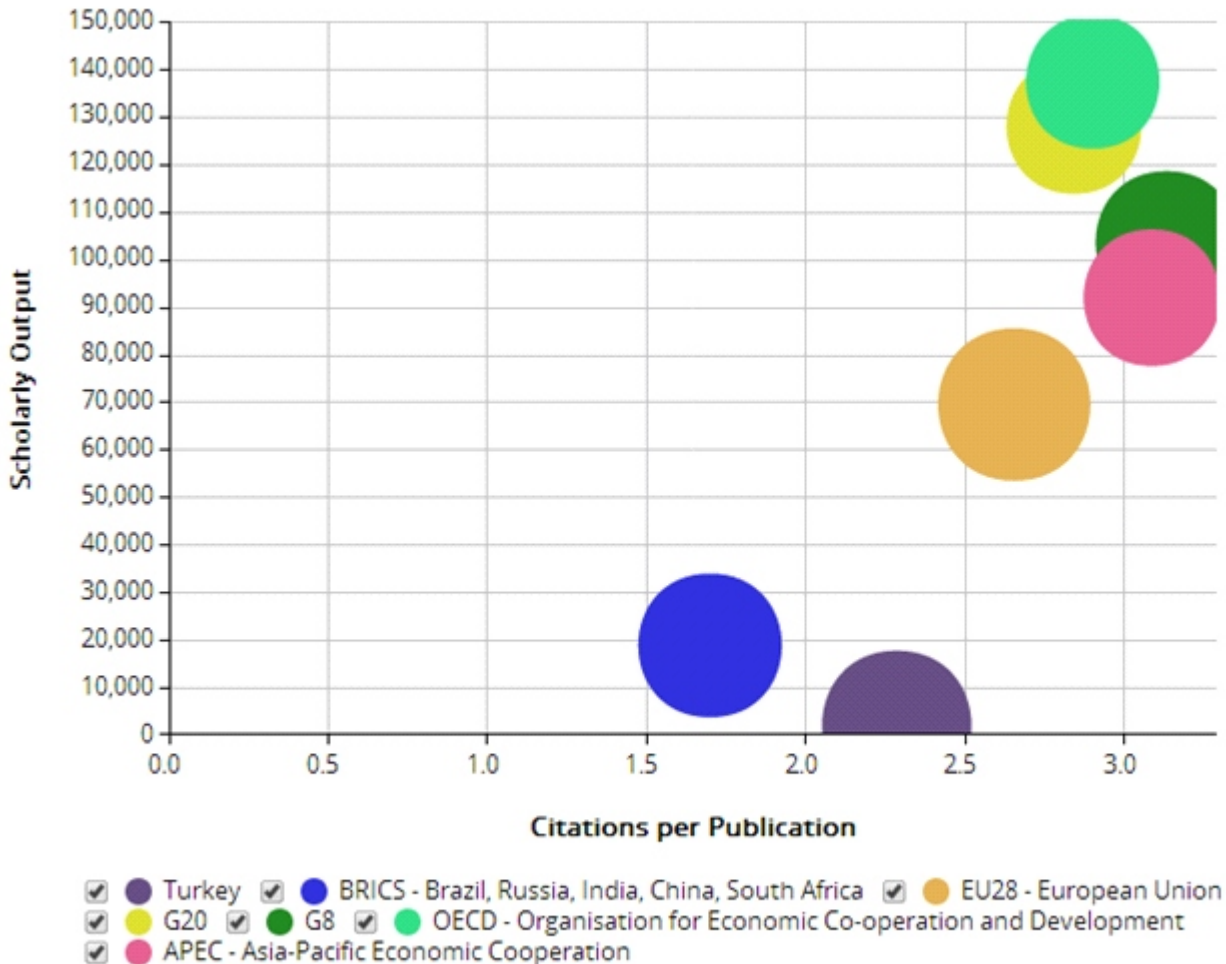
**GAZİ ÜNİVERSİTESİNİN “İŞLETME, YÖNETİM VE MUHASEBE”**  
**BİLİMSEL KONU BAŞLIĞI BAZINDA YAYIN PERFORMANSININ**  
**SEÇİLEN ÜNİVERSİTELER İLE KARŞILAŞTIRILMASI**  
**(Yayın Sayısı-Makale Başına Ortalama Atf)**  
**(2009-2014)**

Entity ▲	Scholarly Output	Citations per Publication
■ Ankara University	35	1.6
■ Ege University	66	1.5
■ Gazi University	54	3.0
■ Hacettepe University	66	4.7
■ Istanbul University	48	3.0
■ Middle East Technical University	162	3.3



**TÜRKİYE’NİN “EKONOMİ, EKONOMETRİ VE FİNANS”  
BİLİMSEL KONU BAŞLIĞI BAZINDA YAYIN PERFORMANSININ  
SEÇİLEN ÜLKE GRUPLARI İLE KARŞILAŞTIRILMASI  
(Yayın Sayısı-Makale Başına Ortalama Atıf-İşbirliği Seviyesi Bazında)  
(2009-2014)**

Entity ▲	Scholarly Output	Citations per Publication	International collaboration (%)
■ APEC - Asia-Pacific Economic Cooperation	91,868	3.1	27.0
■ BRICS - Brazil, Russia, India, China, South Africa	18,792	1.7	29.9
■ EU28 - European Union	69,421	2.7	33.6
■ G8	103,524	3.1	29.3
■ G20	127,911	2.8	26.4
■ OECD - Organisation for Economic Co-operation and Development	137,241	2.9	25.8
■ Turkey	1,998	2.3	32.3



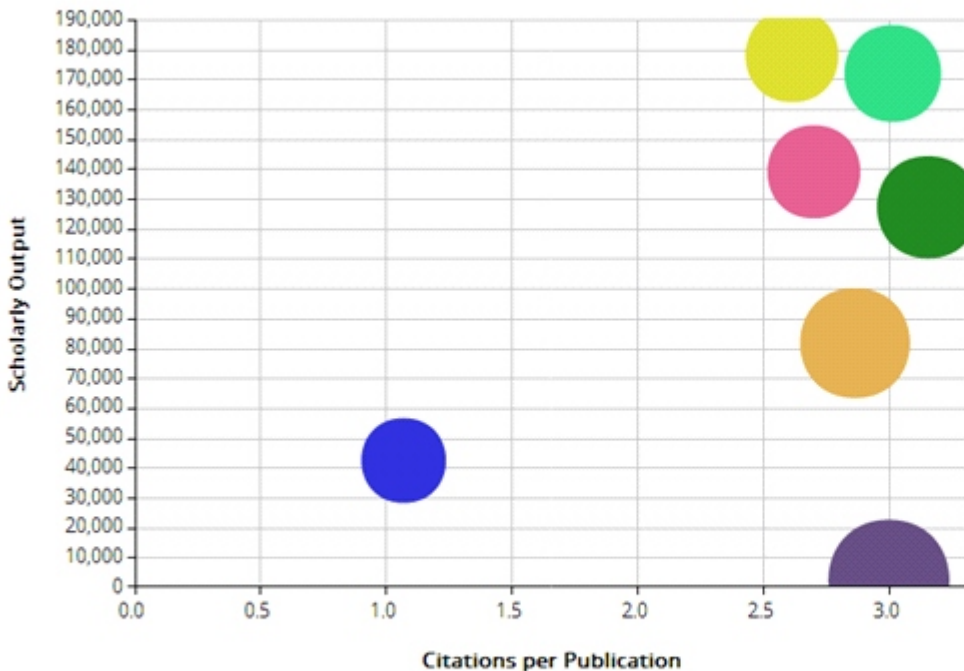
# TÜRKİYE'NİN “İŞLETME, YÖNETİM VE MUHASEBE” BİLİMSEL KONU BAŞLIĞI BAZINDA YAYIN PERFORMANSININ SEÇİLEN ÜLKE GRUPLARI İLE KARŞILAŞTIRILMASI (Yayın Sayısı-Makale Başına Ortalama Atıf-İşbirliği Seviyesi Bazında) (2009-2014)

Entity	Scholarly Output	Citations per Publication	International collaboration (%)
APEC - Asia-Pacific Economic Cooperation	138,970	2.7	22.0
BRICS - Brazil, Russia, India, China, South Africa	42,378	1.1	18.3
EU28 - European Union	81,705	2.9	30.8
G8	127,160	3.1	26.6
G20	177,870	2.6	22.0
OECD - Organisation for Economic Co-operation and Development	171,932	3.0	23.8
Turkey	2,302	3.0	37.4

Scholarly Output

Citations per Publication

Collaboration



- Turkey
- BRICS - Brazil, Russia, India, China, South Africa
- EU28 - European Union
- G20
- G8
- OECD - Organisation for Economic Co-operation and Development
- APEC - Asia-Pacific Economic Cooperation



**“EKONOMİ, EKONOMETRİ VE FİNANS”**  
**İLE**  
**“İŞLETME, YÖNETİM VE MUHASEBE”**  
**BİLİMSEL KONU BAŞLIKLARI ALTINDA**  
**YAPILAN İŞBİRLİKLERİNİN ANALİZLERİ**

# GAZİ ÜNİVERSİTESİNİN İŞBİRLİĞİ YAPTIĞI KURUMLARIN SAYILARI (COĞRAFİ BAZDA GÖSTERİM) (2009-2014)


















## EKONOMİ, EKONOMETRİ VE FİNANS



## İŞLETME, YÖNETİM VE MUHASEBE



# GAZİ ÜNİVERSİTESİNİN “**EKONOMİ, EKONOMETRİ VE FİNANS**” BİLİMSEL KONU BAŞLIĞI ALTINDA YAPTIĞI BİLİMSEL İŞBİRLİKLERİ- EN FAZLA İŞBİRLİĞİ YAPILAN ÜNİVERSİTELER-KURUMLAR (2009-2014)

Institution	Co-authored publications	Co-authors at Gazi University	Co-authors at the other institution	Citations
 Bilkent University	9	5 ▼	3	17
 Eastern Mediterranean University	7 ▲	4 ▲	1 ▲	22
 Middle East Technical University	6 ▼	6 ▼	5 ▼	5
 Ankara University	5 ▼	5 ▼	5 ▼	5
 Institute for the Study of Labor (IZA)	2	1	1	0
 Baskent University	2 ▼	1 ▼	1 ▼	1
 Cornell University	2	1	1	0
 Babes-Bolyai University	1	1	2	0
 Kirkkale University	1	1	1	1
 Mersin University	1 ▼	1 ▼	1 ▼	3
 Selcuk University	1	1	1	3
 Atilim Universitesi	1	1	1	7
 Ministry of Health Turkey	1	1	1	0
 TOBB University of Economics and Technology	1 ▲	1 ▲	1 ▲	2
 Georgia State University	1	1	1	2
 University of Michigan	1	1	1	2
 Kennesaw State University	1	1	1	2

# GAZİ ÜNİVERSİTESİNİN “İŞLETME, YÖNETİM VE MUHASEBE” BİLİMSEL KONU BAŞLIĞI ALTINDA YAPTIĞI BİLİMSEL İŞBİRLİKLERİ- EN FAZLA İŞBİRLİĞİ YAPILAN ÜNİVERSİTELER-KURUMLAR (2009-2014)

## Institutions collaborating with Gazi University

Worldwide

All sectors

23 collaborating institutions 35 co-authored publications

Institution	Co-authored publications	Co-authors at Gazi University	Co-authors at the other institution	Citations
Selcuk University	10 ▲	6 ▲	9 ▲	78
Kirikkale University	4	2	3	19
Baskent University	4 ▲	4 ▲	6 ▲	11
Virginia Polytechnic Institute and State University	3 ▲	1 ▲	3 ▲	9
Mugla Universitesi	1	1	1	8
Washington State University	1	1	1	8
Middle East Technical University	3 ▼	6 ▼	3 ▼	5
Afyon Kocatepe University	1	2	1	5
Ataturk University	3	2	2	4
Kyung Hee University	1	1	1	4
Ankara University	1	1	1	2
Georgia State University	1	1	1	2
University of Arkansas Little Rock	1	2	1	2
University of Michigan	1	1	1	2
Balikesir Universitesi	1	1	2	1
Karadeniz Technical University	1	2	1	1
Sakarya University	1 ▼	1 ▼	1 ▼	1
University of Gaziantep	1 ▲	1 ▲	1 ▲	1
University of Waterloo	1 ▲	1 ▲	1 ▲	1
College of Charleston	1 ▲	1 ▲	1 ▲	1
Hacettepe University	1	2	1	0
Eastern Mediterranean University	1 ▲	2 ▲	1 ▲	0
Izmir Ekonomi Universitesi	1	3	1	0

# GAZİ ÜNİVERSİTESİ İLE AYNI ALANLARDA MAKALE ÜRETİMİ YAPAN, ANCAK, GAZİ ÜNİVERSİTESİNİN HENÜZ İŞBİRLİĞİ YAPMADIĞI ÜNİVERSİTELER-KURUMLAR (2009-2014)

## EKONOMİ, EKONOMETRİ VE FİNANS

### Institutions not yet collaborating with Gazi University

Worldwide All sectors

3,050 not yet collaborating Institutions

Institution	Publications	Authors	Citations
Harvard University	1,656	857	12,228
National Bureau of Economic Research	1,417	849	11,230
University of Oxford	1,267	689	5,404
London School of Economics	1,251	689	5,380
Columbia University	1,187	573	6,943
Stanford University	1,153	602	7,545
University of California at Berkeley	1,122	551	7,785
New York University	1,115	515	7,381
University of Pennsylvania	1,076	578	6,970
World Bank	1,039	598	4,160

## İŞLETME, YÖNETİM VE MUHASEBE

### Institutions not yet collaborating with Gazi University

Worldwide All sectors

3,389 not yet collaborating Institutions

Institution	Publications	Authors	Citations
Hong Kong Polytechnic University	1,649	1,037	6,967
Pennsylvania State University	1,339	851	5,545
Harvard University	1,258	796	8,421
Texas A and M University	1,248	744	5,897
University of Manchester	1,204	731	4,678
Indiana University Bloomington	1,144	658	6,239
University of Pennsylvania	1,039	574	7,522
National University of Singapore	1,025	710	3,936
Arizona State University	1,021	594	5,767
University of Texas at Austin	981	620	4,913

# GAZİ ÜNİVERSİTESİ İLE AYNI ALANLARDA MAKALE ÜRETİMİ YAPAN; ANCAK, GAZİ ÜNİVERSİTESİNİN HENÜZ İŞBİRLİĞİ YAPMADIĞI ÖZEL SEKTÖR KURULUŞLARI (2009-2014)

## EKONOMİ, EKONOMETRİ VE FİNANS

### Institutions not yet collaborating with Gazi University

Worldwide Corporate

124 not yet collaborating Institutions

Institution	Publications	Authors	Citations
World Bank	1,039	598	4,160
Centre for Economic Policy Research, London	519	292	3,067
RAND	125	108	507
IBM	74	142	135
Pfizer	32	74	93
TELECOM Paris	30	22	19
Research Triangle Institute International	30	43	98
VTT	28	42	114
Microsoft USA	25	22	65
Google Inc.	21	21	42

## İŞLETME, YÖNETİM VE MUHASEBE

### Institutions not yet collaborating with Gazi University

Worldwide Corporate

203 not yet collaborating Institutions

Institution	Publications	Authors	Citations
IBM	350	521	848
World Bank	253	224	978
Centre for Economic Policy Research, London	131	97	1,075
IBM Research Japan	127	236	177
VTT	110	122	350
Hewlett-Packard	94	115	180
Microsoft USA	91	97	282
SAP Research	81	95	137
Microsoft Research Asia	75	93	188
RWE Power AG	73	80	11